




How Should I Prepare a Motorcycle for Winter Storage?

Putting your motorcycle away for the winter to protect it from the elements and doing the right maintenance can ensure it is ready to hit the road in the spring. Block off a few days to follow these steps and extend the life of your bike.



Change the Oil

The contaminants found in dirty oil can corrode your engine. Run your motorcycle for a few minutes, then drain the oil and replace it with the oil your owner's manual recommends.

Charging the Battery While Your Bike is in Storage

The best way to keep the battery charged without frying it is to use a battery charger and minder. An overcharged battery can not only be unusable, it can also explode. Remove the battery and connect it to a battery charger and minder.

Check Your Tires

Make sure they have the correct pressure.

Lube the Cables and Chains

Review your owner's manual for other maintenance recommendations. Some motorcycle enthusiasts suggest that you clean the carburetors in the fall to prevent "gunk."

Prevent Rodents and Small Animals From Nesting in Your Muffler for Winter

Insert motorcycle exhaust plugs in the muffler or at least place a plastic bag over the cooled muffler and secure it with a rubber band.

Wash Your Motorcycle

Dirt and bugs can cause corrosion or rust. After completing all the service and maintenance, give it a thorough wash, let it dry in the sun, then wax it to protect the paint.

Cover Your Motorcycle for Winter

Whether you store your bike indoors or outside, you should protect it with a cover. Do not just throw a plastic tarp over your bike, because it will trap moisture. Your bike's chrome, painted surfaces, and internal parts can corrode from trapped moisture. Use a breathable cover designed for use with motorcycles. Make sure your bike has completely cooled before you cover it.

Store Your Bike Somewhere Safe

There are many viable options. Many dealerships offer indoor heated storage. You can also rent a heated storage unit or store your bike in your garage or shed. Heated storage is preferable to unheated. If you do not have an indoor location for your motorcycle to spend the winter, park it on a plywood sheet and cover it up.



Verify Your Insurance Coverage

Make sure that your motorcycle insurance will cover your bike for possible damage that can occur during storage. Your bike is expensive, so it is worth the cost of premiums to protect it, even if you are not regularly riding during Washington State's winter months.



This newsletter is intended to educate the general public about personal injury, insurance claims and small business issues. It is not intended as legal advice. Every case is different. The information in this newsletter may be freely copied and distributed as long as the newsletter is copied in its entirety.

To be removed from our mailing list please call 425-970-9300 or email info@maxpowerlaw.com.



Fun at the Annual Oyster Run in Anacortes

Another great year at the Annual Oyster Run up in Anacortes! Lots of great food, music, friendly faces and most importantly...lots of sweet rides! We changed up our booth location this year and loved being right by the Elks club and next to the live band. It was also the last chance to enter our 2019 Harley Davidson Iron 883 motorcycle giveaway. Thank you to everyone who stopped by to say hi and entered our drawing. Be safe out there and we look forward to next riding season!



FREE INSTANT DOWNLOAD: MOTORCYCLE ACCIDENT SECRETS UNLOCKED

Discover the secrets insurance companies don't want you to know. Get Max's book *The Ultimate Guide to Motorcycle Accident Cases in Washington: Motorcycle Accident Secrets Unlocked*.

»» Go to our website www.WashingtonMotorcycleBook.com to get your free download now.